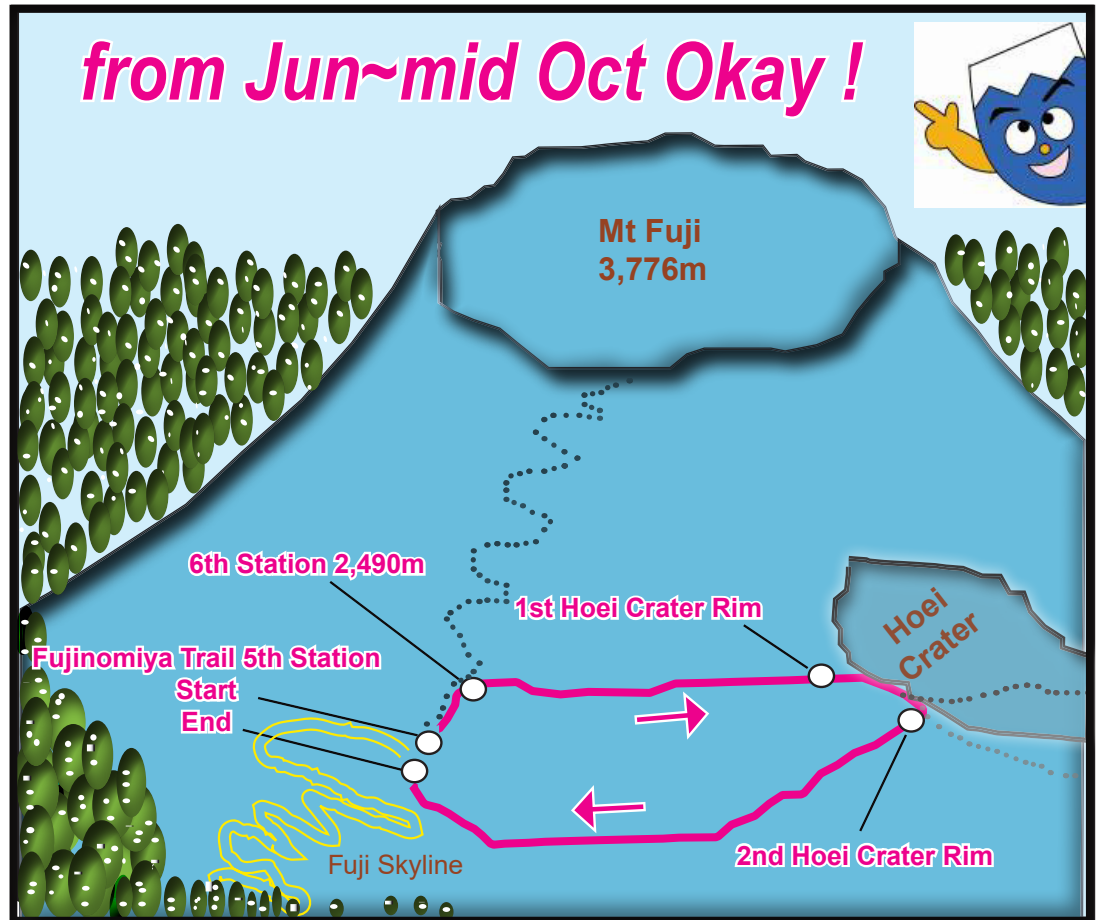



Mt. Fuji *Mini* Hike to Hoei Crater

Easily accessible from Fujinomiya Trail 5th station, Hoei Crater is Mt. Fuji's largest and "youngest" crater. With clear weather you can get magnificent views of Pacific Ocean from the trail and discover a side of the mountain that will surprise you.



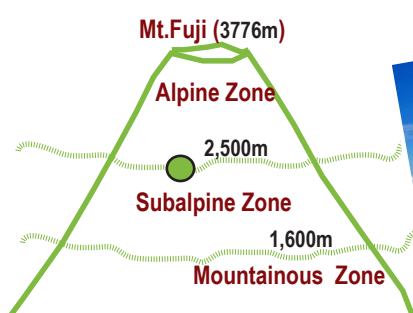
Please pay attention to falling rocks and never go outside of the route. Please bring clothing & hiking gear that can withstand strong winds, sudden downpours & other weather conditions that are characteristic of high mountains.

IMPORTANT!!!



Fitness Level:	Best for Beginners	Duration:	about 1hr 20min
Elevation Difference:	90m	Distance:	less than 2km

Route Guide: Depart 5th station >>> 20min >>> 6th station >>> 10min >>> 1st Hoei Crater Rim (explore the main crater area and walk down along the ridge line) >>> 15min >>> 2nd Hoei Crater Rim. (At the bottom take a sharp right and continue into the forest route to the east side) >>> 35min >>> 5th station.



Hike & enjoy the sea of cloud to the Hoei Crater to the valuable plants in the rich forest belt.

Access from JR Fujinomiya station (North Exit / Platform 6) to Fujinomiya Trail 5th Station:

Fujiyama Bus

Duration - 1hr 20min / Fare - 2,030yen one way | 3,100yen two ways.
Mid Jul ~ Aug depart daily - frequency: about 9 trips/day.
Late Apr ~ Late Oct depart weekends & public holidays only - frequency: 2 trips/day.
*bus schedule / fare subject to change. Please check website: <https://bus.fujiyama.co.jp/rosen/fujitozan/#h02>

Taxi

Duration - 50min / Fare - about 11,400yen one way max. 4paxs (2,850yen/pax)

Introducing: Mt.Fuji Area Fujinomiya & Gotemba

ACCESS - FUJINOMIYA STATION

Train: Tokyo-Fujinomiya (120min)

JR Tokyo station ("Hikari" / "Kodama" bullet train) -
Mishima station (JR Tokaido line) - Fuji station
(JR Minobu line) - Fujinomiya station

Fujikyu Bus: Tokyo-Fujinomiya (2hr 21min)

Tokyo station-Fujinomiya station (Yakisoba Express Bus)
<https://www.shizuokabus.co.jp/foreigner/en/express/fujifujinomiya.html>

ACCESS - GOTEMBA STATION

Train: Shinjuku-Gotemba (135min)

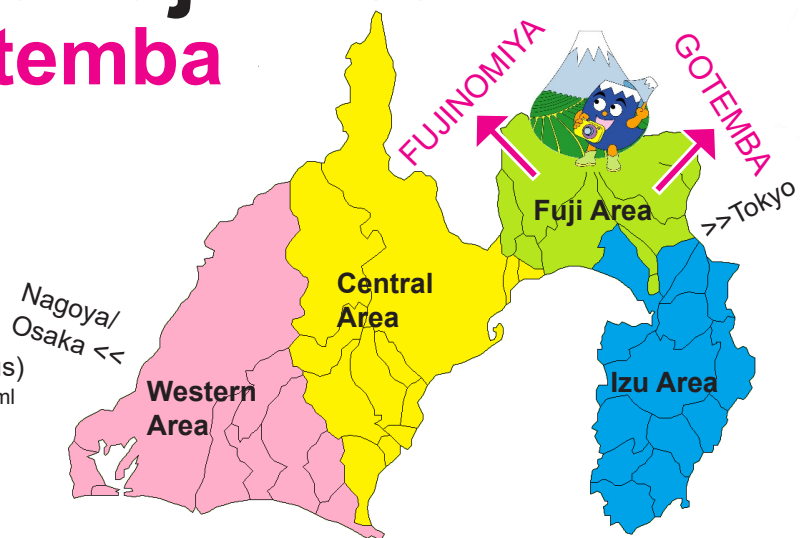
JR Shinjuku station - JR Gotemba station
(Odakyu line - 4 direct trains daily)

Fujikyu Bus: Kawaguchiko-Gotemba (1hr 10min)

Kawaguchiko station - Gotemba station
<http://bus-en.fujikyu.co.jp/route/detail/id/1/>

Odakyu Bus: Shinjuku-Gotemba (1hr 40min)

Shinjuku Expressway Bus Terminal - JR Gotemba station
(32 direct buses daily - once per 30 mins)
<https://www.odakyu-hakonehighway.co.jp/common/pdf/english.pdf>



USEFUL LINKS

Home of Mt.Fuji-Shizuoka Prefecture
<https://shizuoka-guide.com/english/index.html>

Fujinomiya City
<https://fujinomiya.gr.jp/en/>

Gotemba City
<http://gotemba.jp/#>

Explore Shizuoka
<https://exploreshizuoka.com/>



Fujinomiya *Discover the beauty of Fujinomiya and enjoy a wonderful time with Majestic Mt.Fuji as backdrop.*



Gotemba *Leisure spot at the foot of Mt.Fuji with a famous shopping outlet and beautiful seasons in the midst of gorgeous natural surroundings.*

